

The National Hard Crab Derby Activity Packet for Grades 6-8

Hello Educators!

The Crisfield Area Chamber of Commerce is happy to provide you with some fun and engaging educational materials for your students so that they can learn all about one of our signature events, the National Hard Crab Derby held every Labor Day weekend in Crisfield, Maryland. This event began in 1947 to showcase the proud crabbing heritage in Crisfield and has been entertaining families ever since! We hope to continue the excitement of the event and draw students and their families to attend and enjoy for years to come.

These materials were designed to fit curriculum learning goals and objectives and are easily differentiated to meet the needs of your students.


Feel free to use these activities by copying from this paper version and/or use the digital resources and information found at:

NationalHardCrabDerby.com

More crab-centered activities, lessons, and assessments will be added so please check back from time to time.

The Crisfield Area Chamber of Commerce and the National Hard Crab Derby committee would like to thank you for using these educational materials in your classroom to the promote the legacy of the event! If you have any questions or comments please email office@crisfieldchamberofcommerce.com, call 410-968-2500 or stop by the Chamber Office and Visitor Center at 906 W. Main St., Crisfield, MD.

Sincerely,
Crisfield Area Chamber of Commerce
National Hard Crab Derby Committee



We would like to thank the Maryland Heritage Areas Authority for providing funding for this project.



This project has been financed in part with State funds from the Maryland Heritage Areas Authority but does not necessarily reflect its views or policies.



Grades 6-8 Activity Packet Includes:

- 1. Trip to the National Hard Crab Derby My Maps Project:**
students will identify and describe points-of-interest on a trip to the National Hard Crab Derby in Crisfield, MD by creating a custom map.
 - Copy this paper version or copy and share in Google Classroom from the digital resources at: NationalHardCrabDerby.com
 - Differentiate by number of POI, information and pictures for POI

- 2. Digital Game "Trot Line or Crab Pot"**—students will create and play, a cooperative crab-related game using Slides in Google Drive
 - Have students use a copy of the game "Trot Line or Crab Pot" in Slides in Google Drive to play with a partner OR
 - Students will create their own version of "Trot Line or Crab Pot" using different ways to catch crab. They will create their game in Slides in Google Drive to play with a partner

Get a digital copy of the game at NationalHardCrabDerby.com under More>Educational Resources

- 3. Art Pages**—for FREE student admission to the National Hard Crab Derby!

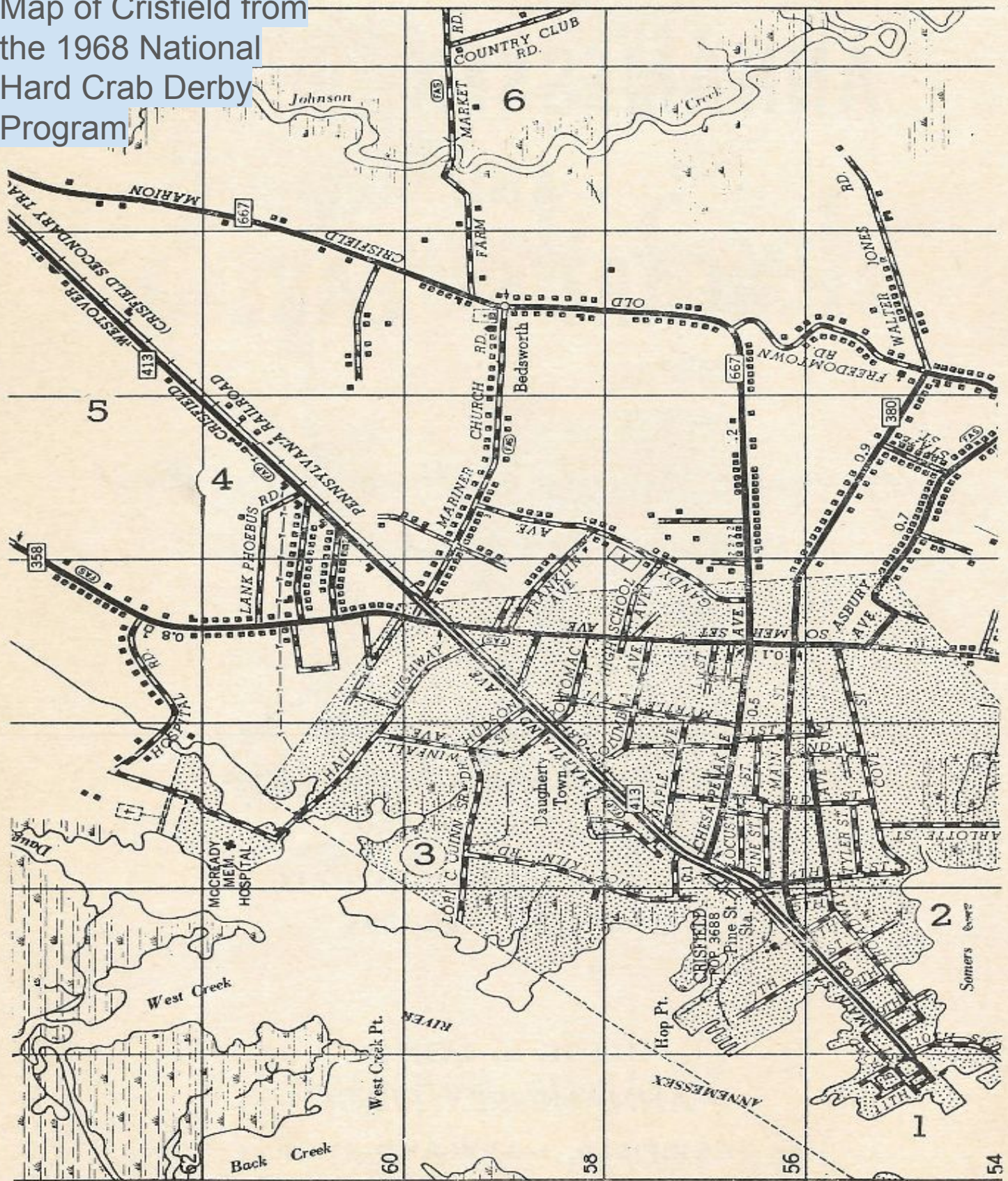
A detailed historical map of Maryland, titled 'A HISTORICAL and GEOGRAPHICAL MAP of the OLD-LINE STATE of MARYLAND'. The map features a central geographical representation with various regions and towns labeled. It is surrounded by numerous small illustrations depicting historical scenes, such as people on horseback, a windmill, a church, and a landscape with a rainbow. The map includes a compass rose and a scale bar. The title 'MARYLAND' is prominently displayed in the center. The map is framed by a decorative border with a repeating pattern of red, yellow, and black stripes.

Trip to the National Hard Crab Derby My Maps and Google Earth Project

Learning Goal: create and show a route on a map with points of interest using Google Maps/My Maps and explore areas in and around Crisfield, MD (home of the National Hard Crab Derby) with Google Earth

MAP OF CRISFIELD

Map of Crisfield from the 1968 National Hard Crab Derby Program



LOCATION OF EVENTS BY NUMBERS SEE PROGRAM

- | | | |
|--------------|-----------------------|--------------------|
| 1. Depot | 2. Somers Cove Marina | 3. American Legion |
| 4. Elks Home | 5. Air Port | 6. V.F.W. Grounds |

My Maps and Google Earth

Helpful Video Resources:



Objectives:

- explore digital mapping tools using Google Maps, Google My Maps, Google Earth
- explore Crisfield, MD using Google Maps and Google Earth
- Create a map that shows a labelled route using Google My Maps
- identify important points of interests (POI) with a focus on local heritage and historical significance
- describe each POI with details and pictures/video

Grade Level Activities (use helpful video links how to use My Maps and Google Earth):

Grade 6—create a walking/biking route for the area in and around Crisfield, MD with interesting places to stop and visit. Make sure to include Somers Cove Marina the home of the National Hard Crab Derby.

Grade 7—create a driving route for a trip around Somerset County, MD with a stop in Crisfield, MD for the National Hard Crab Derby at Somers Cove Marina

Grade 8—create a driving route for a trip around the Chesapeake Bay with a stop in Crisfield, MD for the National Hard Crab Derby at Somers Cove Marina

Student Directions: Create Your Own Custom Map for Your Trip to the National Hard Crab Derby

1. Use Google Earth to explore Crisfield, MD and surrounding areas
2. In your Google Drive Maps, open My Maps by going to Saved>Maps from the side menu, Open My Maps and Create a new Map.
3. Title it **Trip to National Hard Crab Derby in Crisfield, MD**
4. Find some interesting places of interest (POI) and places on your map that you'd like to visit on your trip to Crisfield, MD for the National Hard Crab Derby. Drop a pin (add to map) with a label/title saying what it is and insert a picture and/or video that shows the POI. Find some information about the POI and write some neat facts about each POI's pin! Here are some POI's to start:

Grade 6: Crisfield, Somers Cove Marina

Grade 7: Crisfield, Somers Cove Marina, Crisfield Chamber of Commerce and Visitor Center

Grade 8: Crisfield, Somers Cove Marina, Crisfield Chamber of Commerce and Visitor Center, Stanley Cochran American Legion Post 16

Assessment Rubric for Grades 6-8

Name: _____

Criteria	Level 1	Level 2	Level 3	Level 4
Map	–has little to no parts of an accurate route	–has some parts of accurate route	–has accurate route	–has accurate and thoughtful route
# Points of Interest (POI)	–has no to very few POI	–has some POI	–has appropriate amount of POI	–has many POI
Points of Interest (POI)	–none to a few interesting POI	–some interesting POI	–interesting POI that are significant to heritage of area	–very interesting POI that are significant to heritage of area
Details	–none to a few details are included with no/a few pictures or videos	–some detailed information with some pictures or video	–detailed information with appropriate pictures or video	–very detailed information with interesting pictures or video

Trot Line or Crab Pot

How to Play Trot Line or Crab Pot (Sink or Swim)::

Two players take turns rolling dice or asking questions about the Hard Crab Derby in order to move their crab from the middle of the water (SAFE) up to the trot line or down to the crab pot. The first person to get caught by either the trot line or the crab pot loses. You must land directly on the trot line or the crab pot to get caught.

Using Dice: If the player rolls an even number they move up 2 spaces (toward trot line), if the player rolls an odd number they move down one space (toward crab pot)


Using Derby Questions: Create questions about the derby by visiting NationalHardCrabDerby.com and taking turns asking as you play. If the player gets the answer correct they move up two spaces, if they are incorrect they move down one space

in Google Slides, Copy the Trot Line or Crab Pot game from NationalHardCrabDerby.com or create your own:

To Create in Google Slides:

1. Create a new slide show and label it "Trot Line or Crab Pot Game".
2. Create a background that displays crabs' natural, Chesapeake Bay habitat (cross section from bottom of the Bay to the sky).
3. Add two different crabs you want to use for players ("insert" crabs using "images" search to find the crabs you want or create your own then copy and paste).
4. Make 21 "bubbles" in the water for each crab to move up or down to as you play—1 for the middle, 10 above a middle marker and 10 below the middle
5. Add the trot line on the surface of the water and the crab pot at the bottom of the water.
6. Either add a link to roll virtual dice (<https://www.calculator.net/dice-roller.html>) or derby website to create questions about the derby (keep open on another page so you can go back and forth as you play).
7. Keep this as your master copy and use to make copies for your games with friends.
8. Share your game slide with your opponent or friend.
9. Decide who gets what crab and now both can move their own crabs into the spaces to win, keep track on tally chart, and play as many games as you want

Trot Line or Crab Pot Digital Game




79TH NATIONAL HARD CRAB DERBY!

Race your
own crab!

Boat
Docking!

Parade!

Contests!



Color and bring this page for
ONE FREE Kids Gate Entry!
79th National Hard Crab Derby
Labor Day Weekend
September 4-6th, 2026
Crisfield, MD

Visit: NationalHardCrabDerby.com